
UK wind power can help meet peak winter demand, study says

Wind power can make an important contribution to the UK's electricity supply even in the depths of winter when demand is highest, a new study says.

By Robert Mcsweeney, Carbon Brief

Monday 16 June 2017



Robert McSweeney, Carbon Brief

Analysing past wind speeds and electricity demand, the researchers show that average wind power generally increases with demand during the year. And while wind power does drop in cold, still winter conditions, it picks up again when we get the very coldest weather.

This means wind power can help meet high and peak electricity demand during winter, the researchers say.

CITIES
How world cities moving forward on climate change leave the US President behind
Read now

The findings are "clearly good news" for the UK's electricity supply, chief scientist at the UK's Carbon Trust, Rob Gross, told Eco-Business. As wind power, energy suppliers would still need to be able to call on other sources of electricity to help meet demand.

Seemingly unfavourable

Wind power is becoming an increasingly important part of the UK energy mix – even generating more electricity than coal did last year. But does this mean that wind energy can contribute when the UK needs it most? That's the question the new study, just published in Environmental Research Letters, aims to answer.

Looking back over the period from January 1979 to March 2015, the researchers analysed how demand for electricity and average wind speeds have varied. They discovered that wind speeds and periods outside school holidays as people's patterns of electricity use differ between workdays and time off.

> **This weather pattern explains the eventual increase in average wind power during peak demand. However it is worth noting that not all high demand days have high wind power, with certain weather patterns giving low wind power availability.**
>
> *Hazel Thornton, manager for climate change adaptation, UK Met Office*

To calculate historical average wind power, the researchers used a wind power model and a "reanalysis" dataset of wind speeds going back to the beginning of 1979. Reanalysis is where scientists feed observed climate data into a model to recreate past global weather patterns.

In their wind power model, the researchers assume an even spread of offshore and onshore wind turbines across the UK and its surrounding waters. This is to capture the general variation in wind power across the country rather than specifically where wind turbines are currently sited.

Their results shows a "clear seasonal cycle in demand," the paper says, which decreases in summer and increases in winter. Electricity demand tends to be highest in winter because these are hotter hours and colder temperatures. This means more lighting and more heating (as some is powered by electricity rather than gas) during the winter months.

Happily, average wind power seems to follow a similar pattern. This "seemingly helpful relationship" comes down to the typical weather of the UK's different seasons, the paper says:

> "This reflects the variation in temperatures and wind speeds with season, with calmer, warmer conditions in summer and cooler, windier conditions in late autumn and early spring."

You can see this in the chart below, which shows how average wind power (on the y-axis) varies with electricity demand (x-axis). Wind power and demand are higher towards the top and right of the chart, respectively. Average wind power is shown as the "capacity factor" – the amount of wind power generated relative to the maximum the turbines could produce.

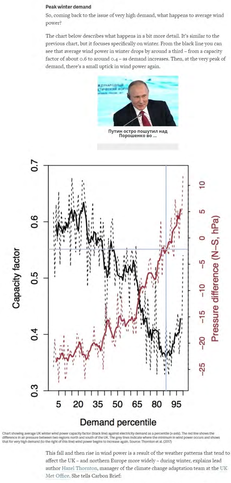


Chart showing average UK wind power capacity factor (y-axis) against new electricity demand as a percentile (x-axis). The black line shows the whole year, while coloured lines indicate seasons: spring (green), summer (orange), autumn (red) and winter (blue). Source: Thornton et al. (2017).

The black line shows how average wind power and demand vary across the whole year. Broadly, average wind power goes up as electricity demand increases, the study finds. This relationship doesn't hold when you get up to very high electricity demand, but we'll come back to that shortly.

For specific seasons, both average wind power and electricity demand are at their lowest for the year in summer (shown by the orange line). Wind power and demand are then highest in spring (green) and autumn (red), and higher still in winter (blue).

This means that, in general, we get more wind power during the times of the year when we need more electricity.

Peak winter demand

So, coming back to the issue of very high demand, what happens to average wind power?

The chart below describes what happens in a bit more detail. It's similar to the previous chart, but it focuses specifically on winter. From the black line you can see that average wind power in the UK is lowest for a capacity factor of about 0.6 to around 0.4 – as demand increases. Then, at the very peak of demand, there's a small uptick in wind power again.

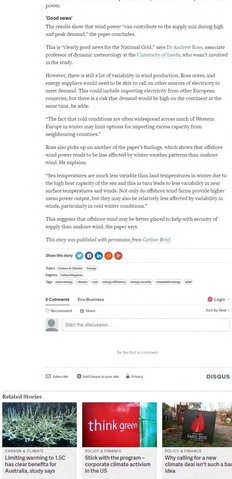


Chart showing average UK winter wind power capacity factor (black line) against electricity demand as a percentile (x-axis). The red line shows the pressure difference between northern and southern Britain, with a positive value indicating a stronger west-to-east wind. Source: Thornton and Drew Shutts (2017) and Chart Shows Ltd.

This fall and then rise in wind power is a result of the weather patterns that tend to affect the UK – and northern Europe more widely – during winter, explains lead author Hazel Thornton, manager of the climate change adaptation team at the UK Met Office, the tella Carbon Brief.

"Warmer periods in the UK are associated with warmer, windier, stormy flow conditions, where air originates over the Atlantic and moves eastwards across the UK. For example, stormy conditions associated with passing low-pressure systems give warmer, windier conditions."

"In contrast, when a high-pressure pattern establishes itself over or near the UK the wind direction reverses, bringing cold and generally calmer conditions to the UK."

In other words, a UK winter tends to get either mild and windy weather or cold and still weather. This means that during chilly spells when electricity demand is high – think of all those portable heaters wheeled into offices and electric blankets turned up to maximum – winds are often fairly dull.

But, when winter electricity demand peaks – i.e. in the very coldest conditions the UK sees – wind power picks up again.

This happens when a high pressure system strengthens, sandwiching the UK between high pressure to the north, near Scandinavia, and low pressure to the south, over southwestern Europe. This brings very cold, but windy conditions, says Thornton:

> "This weather pattern explains the eventual increase in average wind power during peak demand. However it is worth noting that not all high demand days have high wind power, with certain weather patterns giving low wind power availability."

You can see this in the red line in the chart above, which shows the difference in air pressure between two regions north and south of the UK. As the grey lines indicate, this also coincides with peak electricity demand and the uptick in wind power.

'Good news'

The results show that wind power "can contribute to the supply mix during high and peak demand," the paper concludes.

This is "clearly good news for the National Grid," says Dr Andrew Ross, associate professor of dynamic meteorology at the University of Leeds, who wasn't involved in the study.

However, there is still a lot of variability in wind production, Ross notes, and energy suppliers would need to be able to call on other sources of electricity to meet demand. This could include importing electricity from other European countries, but there is a risk that demand would be high on the continent at the same time, he adds:

> "The fact that cold conditions are often widespread across much of Western Europe is a major factor limiting the opportunity for importing excess capacity from neighbouring countries."

Ross also picks up on another of the paper's findings, which shows that offshore wind power tends to be less affected by winter weather patterns than onshore wind. He explains:

> "Sea temperatures are much less variable than land temperatures in winter due to the high heat capacity of the sea and this in turn leads to less variability in near surface temperatures and winds. Not only do offshore wind farms provide higher mean power output, but they are also relatively less affected by variability in winds, particularly in cold winter conditions."

This suggests that offshore wind may be better placed to help with security of supply than onshore wind, the paper says.

This story was published with permission from Carbon Brief.

Share this story
Topics: Carbon & Climate, Energy
Regions: United Kingdom
Tags: environment, climate, coal, energy efficiency, energy security, renewable energy, wind
0 Comments Eco-Business Login
Recommend Share Sort by Best
Start the discussion...
Be the first to comment.
Subscribe Add Disqus to your site Privacy DISQUS

Related Stories



CARBON & CLIMATE
Limiting warming to 1.5C has clear benefits for Australia, study says
19 May 2017 · News



POLICY & FINANCE
Stick with the program – corporate climate activism in the US
18 May 2017 · Opinion



POLICY & FINANCE
Why calling for a new climate deal isn't such a bad idea
16 Jun 2017 · Opinion



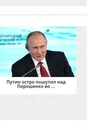
POLICY & FINANCE
The world would be better off if Trump withdraws from the Paris climate deal
19 May 2017 · Opinion

The SDG Co Asia Pacific's Hub For Collaboration On Sustainable Development
An Eco-Business initiative

Subscribe

Subscribe to our newsletters
The latest Eco-Business stories, jobs and events delivered for your inbox – daily or weekly.
Subscribe

Follow us on facebook
Read our stories, and participate in the Eco-Business facebook group.
Follow



Most popular

1 Latest
Norway bans public procurement of palm oil biofuel

2 Lifestyle
Was this the worst ever attempt to talk to young people about th...

3 Manufacturing
Should we really be aiming for a circular economy?

View all news

Industry Spotlight



Energy
How to make renewable energy work for the economy and



Cities
Sustainability and technology: An 'extraordinary



Energy
Keeping it cool: Malaysia looks to district energy systems

View all

Feature Series

Sustainability 2017: Tomorrow Starts Today
How to work better together to achieve the SDGs

Educating Tomorrow's Leaders
The path to a rewarding sustainability career

Your Oil Considerations
What is sustainable palm oil?

View all

Featured Events

13 United Kingdom
Sustainable Alternative PV Asset Management Forum

6 India
Asia Pacific Housing Forum (APHF6)

10 Australia
10th Making Cities Liveable Conference

11 Malaysia
International Corporate Governance Network Annual Conference

11 United States of America
Intersolar North America 2017

19 Malaysia
ARCHIDEX '17

View all | Add an Event

© Eco-Business 2006–2017