Have Chinese CO2 emissions really peaked?

Published on 31/03/2017, 1:22pm

We are really bad at predicting Chinese emissions. Why do we think we know what happens next? ■ 1



China needs to decommission 2-3 coal plants a week in its peak decline phase to keep within a 2C target. (Photo: Robert Cervin)

By Glen Peters

When it comes to predicting future emissions, China is a good example of how bad we are.

In the 2000 World Energy Outlook, the International Energy Agency (IEA) estimated that Chinese emissions would be 18% of the global total in 2020, in 2015 the actual value was 29%.

In the 2002 Outlook, the IEA wrote that in 2030 "Chinese emissions remain well below those of the United States". In the 2006 Outlook, the IEA wrote that China will likely emit more than the US before 2010, and then a year later in the 2007 Outlook acknowledged that China had already passed the US.

Being fair to the IEA, no one else predicted the growth in Chinese emissions during the 2000s. One of the biggest uncertainties in climate policy is our ability to predict the future.

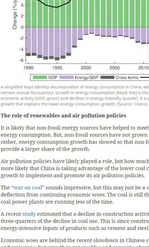
This is China's strongest statement yet on climate action

Given this, be cautious of statements that Chinese emissions have peaked.

If the rapid growth in Chinese emissions in the 2000's was unexpected, then the rapid slowdown in Chinese emissions growth in the last few years is equally unexpected.

Long-term assumptions that China has low emissions per person have been shattered. China now emits more than the EU28 per person, and is well above the global average.

The recent slowdown in Chinese emissions growth has again changed the discussion, now to whether Chinese emissions have peaked.



No one predicted the growth in Chinese emissions in the 2000s, nor the slowdown after 2010. Likewise, no one predicted the global financial crisis, nor the effect it would have on US and EU emissions (Source: Crisen)

Why has Chinese emissions growth slowed?

The simple fact is that growth in coal consumption has stopped. In fact, coal consumption declined at around 1% per year on average since 2013. This is in stark contrast to the rapid growth of around 10% per year in the 2000s.

Oil and gas have continued to grow strongly, as have non-fossil energy sources. The non-fossil energy sources are dominated by hydropower, but nuclear, solar, and wind power have considerable growth rates, albeit from a low level.

The Chinese emissions story is really a coal story. The growth in non-fossil energy sources in China has been truly impressive, but don't let this cover up the more complex story about coal.




Primary energy consumption is dominated by coal in China, and coal is behind the 2000s growth and the 2010's slowdown. All other energy sources are growing fast, but from lower levels.(Source: Crisen)

Why has coal consumption declined?

One important point is that growth in total primary energy consumption has slowed. This is really driven by a weakening economy, GDP growth rates are much lower now than they were in the 2000s. Less economic activity, means less energy consumption.

There has been an improvement in energy efficiency of the economy, but this is more of a recovery from the lower improvements in the 2000s when the Chinese economy was booming.



A simplified Kaya identity decomposition of energy consumption in China, with smoothed data to remove annual fluctuations. Growth in energy consumption (black line) is the balance of growth in economic activity (GDP, green) and declines in energy intensity (purple). It is primarily lower GDP growth that explains the lower energy consumption growth. (Source: Crisen)

The role of renewables and air pollution policies

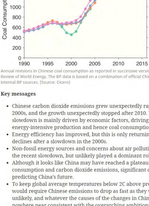
It is likely that non-fossil energy sources have helped to meet the increment in energy consumption. But, non-fossil sources have not grown to displace coal, rather, energy consumption growth has slowed so that non-fossil sources can provide a larger share of the growth.

Air pollution policies have likely played a role, but how much is unclear. It is more likely that China is taking advantage of the lower coal consumption growth to implement and promote its air pollution policies.

The "war on coal" sounds impressive, but this may just be a smart rhetorical deflection from continuing economic woes. The coal is still there, it is just that coal power plants are running less of the time.

A recent study estimated that a decline in construction activity explained about three-quarters of the decline in coal use. This is since construction requires energy-intensive inputs of products such as cement and steel.

Economic woes are behind the recent slowdown in Chinese coal consumption and emissions, but growth in renewables and concerns about air pollution contributed.



The annual growth in energy consumption by source, with smoothed data to remove annual fluctuations. Fossil fuels (coal, oil, gas) have been the main source of growth in energy consumption in the last couple of years, but mainly due to lower growth in energy consumption. (Source: Crisen)

Have emissions peaked?

China has pledged to reduce its emission intensity (CO2 emissions per unit of economic activity) to 60-65% below 2005 levels by 2030, increase the share of non-fossil energy to 20% of total energy consumption by 2030, and to peak carbon dioxide emissions before 2030.

Just taking the emission intensity target alone, this will put a peak in Chinese emissions around 2025-2030. This reflects that the different pledges are all rather consistent, and not independent.

There are some simple mathematics behind a peak in Chinese emissions.

The emission intensity target implies a decrease in emission intensity of about 3-4% per year. At the same time, China is expecting economic growth rates to decline. When economic growth and emission intensity declines are equal, we have peak emissions!

Assuming China follows through on its pledges, a peak may still be 10 years away. But, do the recent trends indicate otherwise?

For Chinese emissions to peak earlier, either economic growth has to be slower than expected, or emission intensity has to decline faster than expected (or both).

Weekly briefing: Sign up for your essential climate news update

Are current emission trends inconsistent with China's emission pledges?

There is certainly an inconsistency between China's pledge and current emission trends. If economic growth targets are met (as they always are), then the emission intensity has to decline faster than pledged. This is quite plausible, particularly if there is a continued slowdown in the output of energy-intensive products.

It is much more unlikely that Chinese emissions have absolutely peaked, in the sense that they will soon decline. Cancelling the development of new fossil fuel infrastructure does not reduce emissions.

To be consistent with a 2C target, Chinese emissions would have to go down as fast as they went up, and that is unlikely without retiring existing fossil fuel infrastructure.

If China was building 2-3 coal plants per week in its peak growth phase, then it needs to decommission 2-3 coal plants a week (and replace with other energy sources) in its peak decline phase to keep within a 2C target.

China's emissions may be near a plateau, but unlikely that we will see emissions trend downwards to be consistent with a 2C target.

The Chinese emission pledge (orange lines after 2015) is inconsistent with the recent slowdown in emissions growth (orange lines before 2015). The grey band shows where Chinese emissions need to go to remain consistent with a 2°C temperature limit. (Source: Crisen)

Should we trust Chinese data?

Chinese statistics can be confusing, and even the best experts in the world have doubts.

Perhaps the biggest source of uncertainty in Chinese coal statistics are the revisions. The extent of the revisions are easy to see using the BP Statistical Review of World Energy, which is based on official Chinese statistics and BP's own sources.

Successive releases of the BP statistics can undergo substantial revisions, most of which are due to the Chinese Economic Census conducted every five years or so.

One notable feature is the significant underreporting of coal consumption around 2000. This followed a government crackdown on small coal mines, which simply kept running but stopped reporting.

Given recent government crackdowns, the recent dip in coal consumption may be a case of data not being reported. Though, given the slowdown in the output of energy-intensive products, there is some independent evidence that the slowdown is real.

A common misunderstanding with Chinese coal statistics is the difference between data in mass and energy units. The decline in coal consumption by energy units is much smaller than the decline in coal consumption by mass units, presumably reflecting improvements in coal quality.

There has also been a much larger drop in production data compared to consumption data, and this is the cause of much confusion. This could reflect significant changes in stock piles, trade patterns, or bad reporting.

Care is required not to over interpret Chinese coal consumption data, and make sure to cross check with other independent indicators.

Annual releases of Chinese coal consumption as reported in successive versions of the BP Statistical Review of World Energy. The BP data is based on a combination of official Chinese statistics and internal BP sources. (Source: Crisen)

Key messages

- Chinese carbon dioxide emissions grew unexpectedly rapidly during the 2000s, and the growth unexpectedly stopped after 2010. The recent slowdown is mainly driven by economic factors, driving a slowdown in energy consumption and hence coal consumption.
- Energy efficiency has improved, but this is only returning to longer term declines after a slowdown in the 2000s.
- Non-fossil energy sources and concerns about air pollution contributed to the recent slowdown, but unlikely played a dominant role.
- Although it looks like China may have reached a plateau in coal consumption and carbon dioxide emissions, significant caution is needed predicting China's future.
- To keep global mean temperatures below 2C above preindustrial levels would require Chinese emissions to drop as fast as they went up. This is unlikely, and whatever the causes of the changes in China, they are nowhere near consistent with the emissions pathways in the Paris Agreement.

Glen Peters is a senior researcher at the Centre for International Climate Research (CICero).

Related Posts:

1. China's coal consumption drops for first time this century
2. Growth in China's carbon emissions has halved
3. Is China's coal addiction coming to an end?
4. When will China's greenhouse gas emissions level out?

40 shares
Read more on: China | Comment & Analysis | Energy | Fossil Fuels | Opinion | Renewables | World | Coal | Paris Agreement

© 2016 Climate Home. All rights reserved.

Sponsors
PHILIPS
Amundi Asset Management
baleen
INDIA CLIMATE FUND
Sponsored content
Six ways the Green Climate Fund is investing in adaptation
Where ambition meets reality: renovate buildings to save the climate
Our global commons: safeguarding the planet
Planet detox: Welcome to the frontline of the war on waste
LED lighting could replace 88 billion litres of kerosene a year

Latest News
US sends 'much smaller' team to climate talks in Bonn
EU countries have brought in $1bn of coal subsidies since Paris
Weekly wrap: Trump puts climate advocates in a spin
US to UN: jobs come before carbon cuts
Directionless, US climate negotiators head to UN talks
Most popular
EU, France accused of hijacking 'Africa-led' clean energy scheme
China, India swoop on first barrels of Kenyan oil
It's time for honesty about climate uncertainty
Trump complains US share of climate finance is unfair
Rainfall extremes to become the Nile's new normal